



# QUICK SETUP & REFERENCE GUIDE

## FN OPTICS MOUNTING SYSTEM

The FN Optics Mounting System allows for the installation of many available pistol-compatible optical sights as well as slide caps to cover the mounting surface if an optical sight is not installed. The FN Optics Mounting System consists of a cut in the top of the slide, MRD plate, o-ring and screws.

### OPTIC MOUNTING INSTRUCTIONS

To install an optic or slide cap:

1. Loosen and remove the two screws holding the optic or slide cap to the slide of the pistol by turning the screws counter clock-wise using the provided T10 Torx wrench (Figure 1).
2. Remove the optic or slide cap, MRD plate and o-ring (Figures 2 & 3).
3. Inspect and clean the mounting surface on the top of the slide.
4. Select the appropriate MRD plate and screws to match the optic you're installing. Refer to the chart below for more information.
5. Remove all lubrication from the mounting screws and the mounting screw holes that will be used to install the selected optic or slide cap.
6. Place the o-ring in the recess in the MRD plate cut in the top of the slide (Figure 4).
7. Place the MRD plate in the MRD plate cut, sandwiching the o-ring between the slide and plate (Figure 5).
8. Set the optic or slide cap on top of the slide and MRD Plate. If your optic requires an MRD insert to be installed under the sight, it should be installed at this time (Figure 6).
9. Start both mounting screws and tighten them down clock-wise with finger pressure with the provided T10 Torx wrench. (Recommended Torque spec: 22 in-lbs)

FIGURE 1

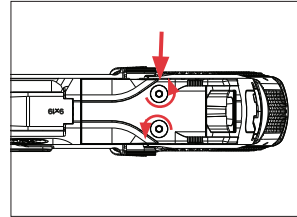


FIGURE 2

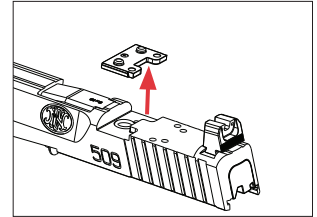


FIGURE 3

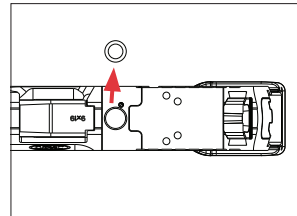


FIGURE 4

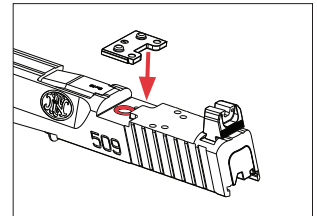


FIGURE 5

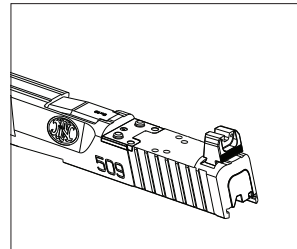
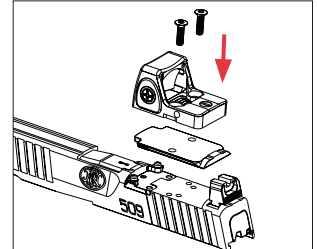


FIGURE 6

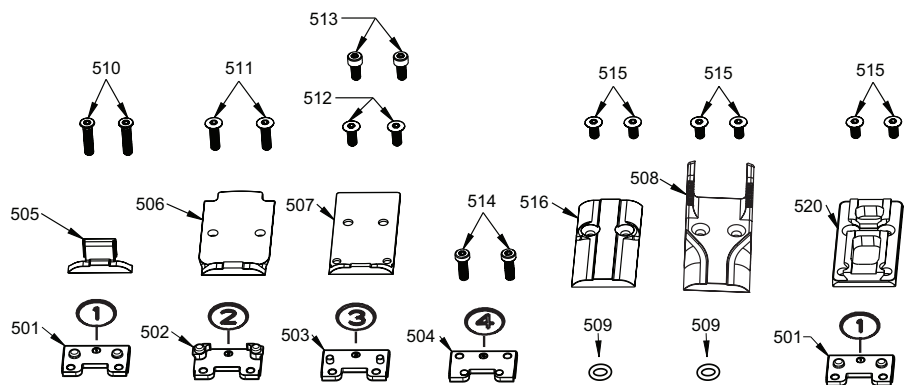
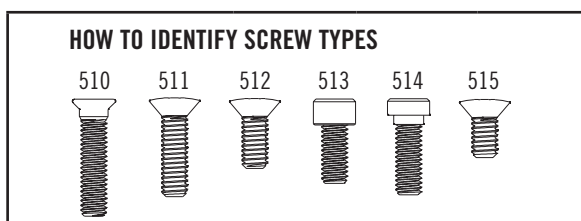


**DO NOT USE THREADLOCKER. THE FASTENING SYSTEM USED ON THE FN OPTICS MOUNTING SYSTEM IS SELF-LOCKING AND DOES NOT REQUIRE THREADLOCKER TO REMAIN TIGHT WHEN IN USE.**

Slide Cap/Sight	MRD Plate	MRD Insert	Screw set
Slide cap	① - 501	N/A	515
Leupold DeltaPoint Pro	① - 501	505*	510
Trijicon RMR	② - 502	506	511
Docter Optic	③ - 503	507	512
Vortex Venom	③ - 503	507	512
Vortex Viper	③ - 503	507	513
Vortex Razor	④ - 504	N/A	514
C-More STS2	④ - 504	N/A	514
Burris	③ - 503	507	512
Aimpoint Acro **	① - 501	520**	515

\*505 mounts to rear of DeltaPoint Pro (Remove factory insert)

\*\*Aimpoint Acro mount sold separately



**NOTE: MRD Plates identification markings. Example 501 is marked 1.**

If you have any questions or comments regarding your new firearm, please contact us.



FN Service Center  
797 Old Clemson Rd  
Columbia, SC 29229

1-800-635-1321  
customerservice@fnamerica.com  
www.fnamerica.com